


Kunsill Lokali Pembroke

Triq Alamein
Pembroke, PBK 1776,
Malta.

Tel : (+356) 2137 2111 Fax : (+356) 2137 2555
Web page : www.pembroke.gov.mt
e-mail : pembroke.lc@gov.mt



Pembroke Local Council

Alamein Road
Pembroke, PBK 1776,
Malta.

Tel : (+356) 2137 2111 Fax : (+356) 2137 2555
Web page : www.pembroke.gov.mt
e-mail : pembroke.lc@gov.mt

MINUTI

Laqgħa tal-Kunsill Lokali Pembroke

TMINN LEGISLATURA

Laqgħa Numru 01/2022

Il-Ħamis 27 ta' Jannar, 2022

Il-Kunsill Lokali Pembroke Itaqa' fl-Uffiċċju Amministrattiv tiegħu li jinsab fl-indirizz Triq Alamein, Pembroke, fil-5:00 ta' wara nofsinhar. Kien hemm membri tal-Kunsill li kienu preżenti virtwalment.

PREŻENTI:

Dean Hili – Sindku (*online*)
Omar Elaref Arab – Viċi Sindku (*online*)
Charles Cesare – Kunsillier (*online*)
Raymond Lanzon – Kunsillier(*online*)

ASSENTI b'APOLOGIJI Skont Ordni Permanenti 14A (3):

Désirée Vella Brincat – Kunsillier

ASSENTI

Ħadd

UFFIĊJAL PREŻENTI:

Kevin Borg – Segretarju Eżekuttiv (*online*)
Ryan Muscat – Accountant tal-Kunsill (*online*) – *li ħalla l-kamra fis-6:10pm.*

Sindku : Avv. Dean Hili Viċi Sindku : Omar Elaref Arab
Kunsilliera : Dr. Désirée Vella Brincat M.D, Charles Cesare u Raymond Lanzon

Segretarju Eżekuttiv : Kevin Borg

Minuti

Is-Sindku Dean Hili ppresjeda l-laqqha.

01.1 Qari tal-ittri ta' apoloġiji.

- 01.1.1. Is-Sindku Dean Hili innota li l-Kunsillier Désirée Vella Brincat talbet li tiġi skużata u għalhekk ippropona li l-Kunsill japprova din l-apoloġija.
- 01.1.2. Il-Viċi Sindku Omar Elaref Arab issekonda.
- 01.1.3. Il-Kunsill qabel unanimament.

01.2 Kunsiderazzjoni u Approvazzjoni tal-Minuti 15/K8/2021.

- 01.2.1 Is-Sindku Dean Hili ippropona l-approvazzjoni tal-Minuti referenza 15/K8/2021 kif ippreżentati.
- 01.2.2 Il-Kunsillier Charles Cesare issekonda.
- 01.2.3 Il-Kunsill qabel unanimament.

01.3 Kunsiderazzjoni u Approvazzjoni tal-Minuti 16/K8/2021.

- 01.3.1 Is-Sindku Dean Hili ippropona l-approvazzjoni tal-Minuti referenza 16/K8/2021 kif ippreżentati.
- 01.3.2 Il-Kunsillier Charles Cesare issekonda.
- 01.3.3 Il-Kunsill qabel unanimament.

01.4 Kunsiderazzjoni u Approvazzjoni tal-Minuti 17/K8/2021.

- 01.4.1 Is-Sindku Dean Hili ippropona l-approvazzjoni tal-Minuti referenza 17/K8/2021 kif ippreżentati.
- 01.4.2 Il-Viċi Sindku Omar Elaref Arab issekonda.
- 01.4.3 Il-Kunsill qabel unanimament.

01.5 Komunikazzjoni mis-Sindku.

- 46/6177/21/I** Email mingħand l-uffiċċju tas-Segretraju Permanenti fi ħdan il-Ministeru għall-Energija, Intrapriżi u Żvilupp Sostenibbli jitolbu konferma mingħand il-Kunsill dwar is-siti taċ-charging pillars proposta mill-Kunsill.
 - 46/6193/21/I** Email mingħand il-Viċi Sindku Omar Elaref Arab jirrakkomanda li mal-lista jiżdied ukoll madwar Juno Flats kif ukoll biswit kull flat fejn m'hemmx garaxxijiet.
- 01.5.1 Is-Sindku Dean Hili għamel referenza għall-korrispondenza **46/6177/21/I** u **46/6193/21/I** fejn irrimarka li madwar Juno Flats teżisti problema akuta ta'

parkeġġ u kien għalhekk li l-Kunsill ma kienx ippropona s-sit bħala wieħed vijabbli għal dan l-eżerċizzju. Il-kelliem żied li fil-fatt is-siti ssuġġerita kienu kollha postijiet fejn wieħed isib parkeġġ mingħajr diffikultà.

- 01.5.2 Il-Viċi Sindku Omar Elaref Arab irrimarka li l-Kunsill diġa jinsab tard milli jipprova faċilitajiet għall-bżonnijiet tal-futur, speċjalment f'postijiet fejn m'hemmx possibiltà li r-residenti jkollhom garaxxijiet. Dwar iż-żona ta' Juno Flats il-kelliem irrimarka li l-parkeġġ żgur mhux problema, tant li dejjem ikun hemm numru ta' parkeġġi vojta kull meta żar il-post, u għalhekk talab biex jiġu allokata numru ta' parkeġġi li jintużaw bħala charging stations, kif ukoll żied li f'housing estates, tal-anqas 20% tal-parkeġġi għandhom jiġu allokata għal charging stations.
- 01.5.3 Wara diskussjoni li saret, il-Viċi Sindku Omar Elaref Arab ippropona li l-Kunsill għandu jitlob li jsiru charging stations fi Triq Juno u l-post għandu jkun fuq in-naħa ta' quddiem, iżda jekk hemm problemi tekniċi għandu jsir fuq in-naħa ta' wara fil-parkeġġ li hemm fil-bidu ta' Triq Mandalay.
- 01.5.4 Il-Kunsillier Charles Cesare issekonda.
- 01.5.5 Il-Kunsill qabel unanimament.
- 46/6164/21/I** Residenta titlob lill-Kunsill biex kemm jista' ikun ma jinqatax ħaxix selvaġġ minħabba li jistgħu iweġġgħu qniefed li jkun hemm fil-ħaxix.
- 01.5.6 Is-Sindku Dean Hili għamel referenza għall-korrispondenza **46/6164/21/I** fejn irrimarka li l-Kunsill qed iżomm dan fil-ħsibijiet tiegħu filwaqt ukoll li fakkar li l-Kunsill dan l-istaġun qata l-ħaxix fl-open sites l'is-soltu jkun hemm ilmenti simili meta jinqata l-ħaxix fihom qabel ma jinqata solitament, bil-ħsieb li l-qtugħ li jmiss isir ftit qabel jidhol is-Sajf, u dan wara diskussjoni li l-Kunsill kellu mal-Bee Keepers Association. Il-kelliem fakkar ukoll li l-ftehim għad jrid jiġi ffirmat u għalhekk irrakkomanda li tintbagħat reminder lill-istess assoċjazzjoni.
- 46/6169/21/I** Stimi mingħand il-Project Implementation Directorate fi ħdan il-Public Works Department b'konnessjoni mar-railing ta' madwar Ġnien Madre Teresa ta' Kalkutta.
- 01.5.7 Is-Sindku Dean Hili għamel referenza għall-korrispondenza **46/6169/21/I** fejn ippropona li l-Kunsill jagħmel tajjeb għall-ispejjeż in konnessjoni mal-materja prima filwaqt li jwaqqaf il-pjanijiet tiegħu li joħroġ sejha pubblika għal dawn ix-xogħlijiet.
- 01.5.8 Il-Kunsillier Charles Cesare issekonda.
- 01.5.9 Il-Kunsill qabel unanimament.
- 46/6194/21/I** Email mingħand id-DGL jinfurmaw lill-Kunsill li d-DGL ma jsibx oġġezzjoni li l-Kunsill iġedded il-kuntratt eżistenti tal-ġbir ta' skart sa mhux aktar mil-aħħar ta' Diċembru 2022, sakemm jinħareġ it-tender fuq bażi reġjonali.
- 01.5.10 Is-Sindku Dean Hili għamel referenza għall-korrispondenza **46/6194/21/I** fejn ippropona li l-Kunsill jimxi 'l quddiem b'dak ssuġġerit.
- 01.5.11 Il-Kunsillier Raymond Lanzon issekonda.

01.5.12 Il-Kunsill qabel unanimament.

46/6250/21/I Email mingħand il-Movimentt Grafitti tinforma lil-entitajiet li kienu parti mill-appell kontra l-iżvilupp ta' db Group, li kienu ser jinfetħu żewġ kawżi legali kontra d-deċiżjonijiet tal-Bord tal-Appell tal-PA.

01.5.13 Is-Sindku Dean Hili għamel referenza għall-korrispondenza **46/6250/21/I** fejn ippropona li l-Kunsill jirratifika din id-deċiżjoni li ttieħdet b'mod unanimu permezz tal-email.

01.5.14 Il-Kunsillier Charles Cesare issekonda.

01.5.15 Il-Kunsill qabel unanimament.

46/6272/21/I Email mingħand id-DGL dwar l-iskema SPI.SCI.9.2021 – Skema għall-Attivitajiet Kulturali Annwali 2022 (data tal-għeluq 26/01/2022)

46/6352/21/I Email mingħand Il-Viċi Sindku Omar Elaref Arab fejn talab li s-suġġett jiġi diskuss fil-laqgħa tal-Kunsill.

01.5.16 Is-Sindku Dean Hili għamel referenza għall-korrispondenza **46/6272/21/I u 46/6352/21/I** fejn talab il-kummenti tal-Viċi Sindku Omar Elaref Arab.

01.5.17 Il-Viċi Sindku Omar Elaref Arab staqsa jekk meta jkun hemm inizjattivi simili, il-Kunsill jistax iqabbaq terzi fil-privat biex jistrutturaw u jimplementaw applikazzjoni simili.

01.5.18 Is-Sindku Dean Hili u Is-Segretarju Eżekuttiv Kevin Borg wiegħbu li l-proġett jista' jinkiteb minn terzi, iżda meta jiġi sottomess, dan isir mill-Kunsill u jekk kemm il-darba jiġi approvat, il-finanzjament jingħata u irid jiġi amministrat mill-Kunsill.

01.5.19 Is-Segretarju Eżekuttiv Kevin Borg irrimarka li huwa importanti li l-Kunsill ikollu viżjoni u programm ta' xogħol li jkun lest li ser jagħmel. B'hekk ħafna mix-xogħol ikun lest, biex meta jinħarġu skemi simili, il-Kunsill ikun f'pożizzjoni li japplika u jkollu applikazzjoni sottomessa fuq sisien sodi.

46/0015/22/I Email mingħand ISB Technologies dwar l-implimentazzjoni tal-proġett WiFi4EU.

46/0267/22/I

01.5.20 Is-Sindku Dean Hili għamel referenza għall-korrispondenza **46/0015/22/I u 46/0267/22/I** fejn ippropona li l-Kunsill jitlob lill-entita` konċernata possibbilment tipposponi l-installazzjoni sakemm isir ix-xogħol ta' rinovar fi Ġnien Madre Tereza ta' Kalkutta sabiex jiġi evitat li jsir xogħol doppju bi ħlas, alternattivament issir installazzjoni temporanja li ma tkunx tinkludi l-ispejjeż in konnessjoni mal-installazzjoni permanenti sabiex wara li jsiru dawn ix-xogħlijiet fil-ġnien tkun tista` ssir installazzjoni finali denja.

01.5.21 Il-Viċi Sindku Omar Elaref Arab issekonda.

01.5.22 Il-Kunsill qabel unanimament.

01.5.23 Is-Sindku Dean Hili ippropona sospensjoni tal-aġenda biex sezzjonijiet 01.8, 01.11 u 01.12 jiġu diskussa qabel il-kumplement ta' item 01.5.

01.5.24 Il-Kunsillier Charles Cesare issekonda.

01.5.25 Il-Kunsill qabel unanimament.

01.8 Rapport Finanzjarju Kwart 4 – Jannar sa Diċembru 2021.

01.8.1 Is-Sindku Dean Hili għamel referenza għar-rapport finanzjarju Kwart 4 – Jannar sa Diċembru 2021 fejn stieden lill-Accountant biex jagħti l-ispjega tiegħu. **(Dok. 1)**

01.8.2 L-Accountant Ryan Muscat informa lill-Kunsill li kien hemm infieq li ma sarx speċjalment fejn jidhlu ż-żamma u l-manutenzjoni ta' bankini, liema nuqqas ta' xogħol wassal biex il-Kunsill kien għad fadallu aktar flejjes fil-kontijiet bankarji.

01.8.3 Fid-dawl li ma kien hemm ebda kummenti, is-Sindku Dean Hili ippropona l-approvazzjoni tar-rapport hekk kif ġie iċċirkolat.

01.8.4 Il-Viċi Sindku Omar Elaref Arab issekonda.

01.8.5 Il-Kunsill qabel unanimament.

01.11 Estimi ta' Dħul u Fruġ għas-sena finanzjarja 2022.

01.11.1 Is-Sindku Dean Hili informa lill-Kunsill li fil-jiem li għaddew il-Kunsill kien rċieva formalment in-notifika li tindika kemm ser tkun l-allokkazzjoni finanzjarja, u għalhekk id-dokument tal-Estimi ta' Dħul u Fruġ ġie aġġustat biex jirrifletti dan. Fid-dawl ta' dan il-kelliem ippropona li Estimi ta' Dħul u Fruġ għas-sena finanzjarja 2022 jiġu approvata kif iċċirkolata. **(Dok. 2)**

01.11.2 Il-Viċi Sindku Omar Elaref Arab issekonda.

01.11.3 Il-Kunsill qabel unanimament.

01.12 Rapport ta' Hidma għas-snin 2022 – 2026.

01.12.1 Is-Sindku Dean Hili informa lill-Kunsill li la darba ġew emendata l-Estimi Finanzjarja, għandu jiġi emendat ukoll ir-Rapport ta' Hidma għas-snin 2022 – 2026, u għalhekk ippropona li Estimi ta' Dħul u Fruġ għas-sena finanzjarja 2022 jiġu approvata kif emendata u iċċirkolata. **(Dok. 3)**

01.12.2 Il-Viċi Sindku Omar Elaref Arab issekonda.

01.12.3 Il-Kunsill qabel unanimament.

01.12.4 Is-Sindku Dean Hili ippropona sospensjoni tal-laqqgħa biex tkun tista' issir laqqgħa referenza 02/K8/2022.

01.12.5 Il-Kunsillier Charles Cesare issekonda.

01.12.6 Il-Kunsill qabel unanimament.

01.12.7 *Il-laqqgħa ġiet sospiża fis-6.10pm.*

01.12.8 *Il-laqqgħa tkomplet fis-6.15pm.*

01.12.9 *Is-Sindku Dean Hili irringrazzja lill-Accountant Ryan Muscat u ħalla l-kamra fis-6.15pm.*

01.5 Komunikazzjoni mis-Sindku.

- 46/0244/22/I** Talba għall-kumpens ta' €200.00 bħala rimborżar għal danni sofferti fil-vettura waqt li persuna kienet għaddejja min Triq Suffolk nhar it-13 ta' Jannar 2022.
- 46/0300/22/I** Talba għall-kumpens ta' €366.30 bħala rimborżar għal danni sofferti fil-vettura waqt li persuna kien għaddejja min Triq Suffolk nhar it-13 ta' Jannar 2022.
- 01.5.26 Is-Sindku Dean Hili għamel referenza għall-korrispondenza **46/0244/22/I** u **46/0300/22/I** fejn ippropona li jekk il-Kunsill jingħata l-informazzjoni kollha mitluba, il-Kunsill għalkemm jaħseb li dak li seħħ seta' faċilment jiġi evitat, fl-istess waqt qed jaċċetta li jhallas l-ammont tat-tyre nieqes id-deprezzament ta' 25% fis-sena.
- 01.5.27 Il-Viċi Sindku Omar Elaref Arab issekonda.
- 01.5.28 Il-Kunsill qabel unanimament.
- 46/0249/22/I** Skema ta' finanzjament mingħand Ambjent Malta – Local Council Urban Greening Scheme li tagħlaq 28/02/2022. L-istess
- 46/0250/22/I** korrispondenza waslet ukoll mingħand ir-Reġjun Lvant.
- 46/0342/22/I** Email mingħand l-AKL bi preżentazzjoni dwar l-iskema ta' Ambjent Malta.
- 01.5.29 Is-Sindku Dean Hili għamel referenza għall-korrispondenza **46/0249/22/I**, **46/0250/22/I** u **46/0342/22/I** fejn irrimarka li l-Kunsill minn żmien għal żmien iħawwel numru ta' sigar fil-lokal.
- 01.5.30 Is-Segretarju Eżekuttiv Kevin Borg informa lill-Kunsill li hemm bosta opportunitajiet ta' finanzjament, bi proġetti innovattivi li l-Kunsill jista' joħlom li jagħmel, iżda ovjament irid ikun pjan, f'isieb u direzzjoni ta' fejn jixtieq jasal il-Kunsill.
- 46/0252/22/I** Email mingħand id-DGL dwar l-iskema SPI.SCI.1.2022 – Skema għall-Finanzjament għall-Iżvilupp u Titjib fil-Kundizzjonijiet tal-
- 46/0261/22/I** Playing Fields fil-Lokal (data tal-għeluq 29/04/2022) L-istess korrispondenza waslet ukoll mingħand ir-Reġjun Lvant.
- 01.5.31 Is-Sindku Dean Hili għamel referenza għall-korrispondenza **46/0252/22/I** u **46/0261/22/I** fejn irrimarka li x-xogħol fi Ġnien 4 ta' Lulju tlesta s-sena li għaddiet, dak ta' Ġnien Madre ta' Kalkutta huwa programmat li jibda fil-ġimgħat li ġejja, filwaqt li għall-ispazju ta' Triq l-Imħallef William Harding għad m'hemm xejn programmat.
- 46/0312/22/I** Stimi riveduta minn MicaMed Limited b'konnessjoni mad-dawl ta' Ġnien Madre Teresa ta' Kalkutta kif ukoll l-street lighting fuq il-bankina tal-madwar.

- 46/0368/22/I** Rati riveduta minn J&K Contractors Limited b'konnessjoni max-xogħol infrastrutturali fil-lokal inkluż dak li ser isir fi Ġnien Madre Teresa ta' Kalkutta.
- 01.5.32 Is-Sindku Dean Hili għamel referenza għall-korrispondenza **46/0312/22/I** u **46/0368/22/I** fejn ippropona li l-Kunsill jirratifika dawn ir-rati miżjuda kif ikkonferma u ġustifikati tal-Perit tal-Kunsill Toni Bezzina, u dwar tal-MicaMed tiġi ikkonfermata ż-żieda fil-kwantitajiet skond ukoll l-istima preċedenti.
- 01.5.33 Il-Viċi Sindku Omar Elaref Arab issekonda.
- 01.5.34 Il-Kunsill qabel unanimament.
- 46/0330/22/I** Emails mingħand il-Perit Cachia Zammit u r-resident konċernat dwar parti mill-bankina fi Triq Patri A. Tonna Barthelet, bħala risposta għall-ittra tal-Avukat tal-Kunsill fejn qed jinsistu li x-xogħol sar kif approvat mill-Perit tal-Kunsill kif ukoll i għadhom qed jistennew risposta mingħand il-Perit tal-Kunsill biex jiltaqgħu fuq il-post.
- 46/0363/22/I**
- 01.5.35 Is-Sindku Dean Hili għamel referenza għall-korrispondenza **46/0330/22/I** u **46/0363/22/I** fejn ippropona li l-Kunsill ilaqqqa` lill partijiet kollha konċernati fil-preżenza tal-Perit tal-Kunsill u tinstab it-triq 'il quddiem.
- 01.5.36 Il-Viċi Sindku Omar Elaref Arab issekonda.
- 01.5.37 Il-Kunsill qabel unanimament.
- 46/0334/22/I** Email mingħand ir-Reġjun Lvant jistaqsi lill-Kunsill jekk jikkunsidrax li r-responsabbiltà ta' DPO tkun kuntrattat persuna/entita' barra mill-Kunsill.
- 01.5.38 Is-Sindku Dean Hili għamel referenza għall-korrispondenza **46/0334/22/I** fejn talab li l-Kunsill jisma x'għandu xi jgħid dwar is-sugġett is-Segretarju Eżekuttiv Kevin Borg.
- 01.5.39 Fid-dawl tal-informazzjoni provduta, is-Sindku Dean Hili ippropona li l-Kunsill jinforma lir-Reġjun li jkun interessat li jixtri tali servizz.
- 01.5.40 Il-Viċi Sindku Omar Elaref Arab issekonda.
- 01.5.41 Il-Kunsill qabel unanimament.
- 46/0336/22/I** Email mingħand l-Awtorità tad-Djar jistaqsu lill-Kunsill jekk, il-Kunsill huwiex lest li jqabba lill-Perit tal-Kunsill biex jipprovdi stima ħalli isir rapport tal-ħsarat li hemm f'Sit B inkluż biex jiġi identifikat is-sors. L-istess Awtorità ikkonfermat li hija lesta li għas-spejjeż tagħha tagħmel ix-xogħol li hemm bżonn jekk jirriżulta li l-ħsara qed issir minħabba l-landscaping li hemm.
- 01.5.42 Is-Sindku Dean Hili għamel referenza għall-korrispondenza **46/0336/22/I** fejn ippropona li l-Kunsill jaċċetta dan il-proponiment fl-interess tar-residenti, sugġett li l-Perit tal-Kunsill ikun lest li jidhul għal dan ir-rapport.
- 01.5.43 Il-Viċi Sindku Omar Elaref Arab issekonda.
- 01.5.44 Il-Kunsill qabel unanimament.

- 46/0338/22/I** Emails mingħand I-AKL jinfurmaw lill-Kunsill li qed jerggħu joffru korsijiet fil-First Aid AED u Fire Warden għall-membri tal-Kunsill,
- 46/0340/22/I** liema offerta hija ta' persuna minn kull Kunsill mingħajr ħlas għal kull kors, u persuni addizzjonali għall-prezz ta' €55.00 (First Aid AED) u €36.00 (Fire Warden).
- 01.5.45 Is-Sindku Dean Hili għamel referenza għall-korrispondenza **46/0338/22/I** u **46/340/22/I** fejn ippropona li l-Kunsill huwa dispost li jħallas għal min mill-istaff ikun interessat.
- 01.5.46 Il-Viċi Sindku Omar Elaref Arab issekonda.
- 01.5.47 Il-Kunsill qabel unanimament.
- 46/0342/22/I** Stedina mingħand I-AKL biex il-Kunsilli Lokali jipparteċipaw fl-inizjattiva 'Earth Hour 2022.
- 01.5.48 Is-Sindku Dean Hili għamel referenza għall-korrispondenza **46/0342/22/I** fejn ippropona li l-Kunsill jipparteċipa f'din l-inizjattiva.
- 01.5.49 Il-Kunsillier Charles Cesare issekonda.
- 01.5.50 Il-Kunsill qabel unanimament.
- 46/0388/22/I** Email mingħand I-AKL b'ċirkolari 2022-017 – dwar inizjattiva tal-Caritas Malta Epilepsy Association.
- 01.5.51 Is-Sindku Dean Hili għamel referenza għall-korrispondenza **46/0388/22/I** fejn ippropona li l-Kunsill jipparteċipa billi nhar it-12, it-13 u l-14 ta' Frar 2022, il-funtana tal-Kunsill tinxtgħel bil-kulur vjola.
- 01.5.52 Il-Viċi Sindku Omar Elaref Arab issekonda.
- 01.5.53 Il-Kunsill qabel unanimament.
- 46/0391/22/I** Kwotazzjoni mingħand il-kumpanija Galea Curmi biex ikompli jipprovdu s-servizz ta' Contrctas Managers vis-a-vis iż-żamma u l-manutenzjoni tad-dwal tat-toroq u s-software tas-SLPM.
- 01.5.54 Is-Sindku Dean Hili għamel referenza għall-korrispondenza **46/0391/22/I** fejn ippropona li l-Kunsill jaċċetta din il-kwotazzjoni bħala Direct order (minħabba d-data li hemm tas-snin li għaddew) li hija għall-perjodu ta' sena u dan fid-dawl li ċ-ċaqlieg mir-Reġjun Tramuntana għar-Reġjun Lvant, ħalla lill-Kunsill mingħajr kuntratti, għalkemm il-Kunsill kien ilu aktar minn sena jitlob gwida mid-DGL dwar x'ser jiġri. Fid-dawl ta' dan ukoll, il-kelliem ippropona li l-kuntratt eżistenti ma' MicaMed Ltd. għandu jiġi estiż sakemm jiġi deċiż x'ser jiġri fir-Reġjun Lvant, bil-minimu ta' tiġdid ikun għall-perjodu ta' sena jew sakemm ikun deċiżjoni differenti mill-Kunsill.
- 01.5.55 Il-Viċi Sindku Omar Elaref Arab issekonda.
- 01.5.56 Il-Kunsill qabel unanimament.
- 46/0394/22/I** Rapport mill-CM dwar potholes li hemm fit-toroq kollha tal-lokal.

- 01.5.57 Is-Sindku Dean Hili għamel referenza għall-korrispondenza **46/0394/22/I** fejn ippropona li l-Kunsill jordna x-xogħol indikat wara li tintalab konferma mill-CM jekk ir-rapport ikoprix it-toroq kollha inkluż ukoll li l-membri jintalbu jagħtu r-rispons tagħhom sa qabel nhar l-Erbgħa.
- 01.5.58 Il-Viċi Sindku Omar Elaref Arab issekonda.
- 01.5.59 Il-Kunsill qabel unanimament.
- 46/0395/22/I** Email mingħand resident li joqgħod fil-parti ta' Trejjet Adeodata Pisani li tinsab bejn Triq Tunis u Triq il-Kurunell Cocks, jilmenta li hemm ħafna dlam.
- 01.5.60 Is-Sindku Dean Hili għamel referenza għall-korrispondenza **46/0395/22/I** fejn ippropona li minħabba l-limitazzjonijiet tal-post, il-Kunsill ser jikkunsidra dawl li jaħdem b'energija alternattiva.
- 01.5.61 Il-Viċi Sindku Omar Elaref Arab issekonda u żied li kien ser jipprovdi alternattivi ta' x'jista' isir f'postijiet simili.
- 01.5.62 Il-Kunsill qabel unanimament.
- 01.5.63 Is-Segretarju Eżekuttiv Kevin Borg informa lill-Kunsill li kellu talba biex quddiem Blokk 3 fi Trejjet Pelaġju Mifsud jitpoġġew tabelli li jindikaw li l-parkeġġ tal-vetturi għandu jsir bis-silencer il-ġewwa lejn is-soft area.
- 01.5.64 Fid-dawl ta' dan is-Sindku Dean Hili ippropona li tintlaqa' din it-talba.
- 01.5.65 Il-Kunsillier Raymond Lanzon issekonda.
- 01.5.66 Il-Kunsill qabel unanimament.

01.6 Twegġibiet għall-Mistoqsijiet tal-Kunsillieri.

- 01.6.1 Peress li ma kienx hemm mistoqsijiet, Is-Sindku Dean Hili għadda għall-item li kien imiss.

01.7 Rapport, ilmenti u ordnijiet ta' xogħlijiet.

- 01.7.1 Is-Segretarju Eżekuttiv Kevin Borg ippreżenta lill-Kunsill:
- **Internal Memo 01/2022** – Rapport dwar Kwotazzjoni PLC-Q-03-2021 għall-provvista ta bins u benches (**Dok. 4**)
 - **Internal Memo 02/2022** - Lista ta' works orders maħruġa bejn laqgħa referenza 16/K8/21 u 01/K8/22 (**Dok. 5**)
- 01.7.2 Is-Sindku Dean Hili għamel referenza għall-**Internal Memo 02/2022** dwar works orders maħruġa bejn laqgħa u oħra, fejn ippropona r-ratifikkazzjoni tagħhom, liema works orders inħarġu skond l-esiġenzi li kellu l-Kunsill.
- 01.7.3 Il-Viċi Sindku Omar Elaref Arab issekonda.
- 01.7.4 Il-Kunsill qabel unanimament.
- 01.7.5 Is-Segretarju Eżekuttiv Kevin Borg talab il-kummenti tal-membri dwar Internal Memo 01/2022 u t-triq il-quddiem.

- 01.7.6 Is-Sindku Dean Hili irrimarka li jekk jista' jkun japprezza l-kummenti tal-membri.
- 01.7.7 Il-Viċi Sindku Omar Elaref Arab irrimarka li jkun għaqli li l-Kunsill jikkunsidra li jagħmel użu mit-teknoloġija eżistenti fejn jeżistu bins u bankijiet li jirrekordjaw l-użu tagħhom, b'hekk il-Kunsill ikollu statistika ta' liema bins l-aktar li jintużaw kif ukoll liema bankijiet jintużaw u meta. Il-kelġiem žied li kien ser jipprovi aktar informazzjoni dwar dan.

01.9 Aġġudikar ta' Tenders 01, 02 u 03/2021.

- 01.9.1 Is-Sindku Dean Hili informa lill-Kunsill li l-Bord tal-aġġudikar kompost minn diversi membri waslu għar-rakkomandazzjonijiet tagħhom. Fil-fatt il-kelġiem irrimarka li għal-tender 01/2021 Tender for the Provision of Legal Consultant Services, għal-tender 02/2021 Tender for The Repairs and Reconstruction of Roads u 03/2021 Tender for Supply and Upkeep of Traffic Signs, il-Bord kompost fuq bażi differenti skond in-natura tat-tender, kien qed jirrakkomanda li jintgħażlu l-irħas offerenti li kienu fully compliant mal-ispeċifikazzjonijiet u l-kundizzjonijiet tat-tenders. Fid-dawl ta' dan Is-Sindku Dean Hili ippropona li l-Kunsill jilqa' r-rakkomandazzjonijiet tal-Bordijiet rispettivi.
- 01.9.2 Il-Viċi Sindku Omar Elaref Arab issekonda.
- 01.9.3 Il-Kunsill qabel unanimament.

01.10 Vakanza ta' Assistent/a tal-Kunsill fuq bażi Full-Time (Skala 16).

- 46/6340/22/I** Kopja tan-notice li l-iskrivana li għażel il-Kunsill, issottomettiet lill-Kunsill fejn tinsab taħdem bħalissa skond ftehim milħuq bejn iż-żewġ Kunsill Lokali.
- 01.10.1 Is-Sindku Dean Hili għamel referenza għal dak approvat f'laqgħa 17/K8/2021 fejn ippropona li s-salarju li għandu jingħata mill-Kunsill Lokali Pembroke għandu jkun l-istess f'termini finanzjarja bħal dak li l-persuna qed tircievi preżentement fil-Kunsill fejn qed taħdem. Il-kelġiem informa lill-Kunsill ukoll li kien hemm qbil bejn iż-żewġ Kunsilli biex il-persuna tkun rilaxxata qabel tintemm in-notice tagħha u b'hekk ser tibda mal-Kunsill Lokali Pembroke fi Frar 2022.
- 01.10.2 Il-Kunsillier Raymond Lanzon issekonda.
- 01.10.3 Il-Kunsill qabel unanimament.

01.13 Tenders u kwotazzjonijiet.

- 01.13.1 Is-Sindku Dean Hili għamel referenza għal-diversi tenders u servizzi li hemm bżonn li jiġu estiża jew jinħarġu godda peress li waslu biex jiskadi. Il-kelġiem ippropona li:

- Tender Collection of Mixed Household Waste li ser jiskadi fil-21/10/2022, kif rakkomandat mid-DGL, għandu jiġi estiż sal-31/12/2022,
- Li s-servizzi tal-Maid li ser jiskadi fil-31/05/2022 u dak tal-Cash Collection li ser jiskadi fit-30/06/2022, it-tnejn jiġgeddu bil-perjodu ta' sena oħra,
- Li jinħareġ tender ġdid għall-Work, Repairs and Reconstruction of Civil Works peress li ser jiskadi fit-30/06/2022,
- Li jinħareġ tender ġdid Upkeep, maintenance and attendance of Public Conveniences peress li ser jiskadi fit-30/06/2022, u
- Li jinħareġ tender ġdid Upkeep and Maintenance of Parks and Gardens peress li ser jiskadi fil-11/11/2022.

01.13.2 Il-Viċi Sindku Omar Elaref Arab issekonda.

01.13.3 Il-Kunsill qabel unanimament.

01.14 Kunsiderazzjoni u Approvazzjoni tal-iskeda ta' pagamenti.

01.14.1 Is-Sindku Dean Hili ippreżenta l-iskeda tad-dħul u ħruġ. **(Dok. 6, 7, 8, 9, 10, 11, 12 u 13)**

01.14.2 Wara li l-Kunsilliera raw u skrutinaw il-kontijiet ippreżentati, is-Sindku Dean Hili ippropona l-approvazzjoni tal-kontijiet kollha kif irrakkomandat, eskluż il-kontijiet tal-MED Dev. Des. and Cons. Ltd referenza 5875/20 li huma kollha konnessa max-xogħol ta' Ġnien Madre Teresa ta' Kalkutta (wieħed li jikkonċerna l-livelli tal-ġnien peress li dawn iridu jiġu ikkorreguta mill-perit stess, u ieħor relatat mal-BOQ peress li jidher li hemm żball u għandu jiġi rivedut, ieħor dwar id-DNO, u ieħor dwar l-ispeċifikazzjonijiet tat-tender). Il-kelliem ippropona ukoll li l-istess qed jiġi propost għal-Wasteserv minħabba li ser ikun hemm setting off.

01.14.3 Il-Viċi Sindku Omar Elaref Arab issekonda.

01.14.4 Il-Kunsill qabel unanimament

01.15 Mozzjonijiet.

01.15.1 Is-Sindku Dean Hili informa lill-Kunsill li ma kienu daħlu ebda mozzjonijiet u għalhekk għadda għall-item li kien imiss.

01.16 Tmiem tal-laqgħa u data tas-seduta li jmiss.

01.16.1 Is-Sindku Dean Hili għalaq il-laqgħa fit-8:15pm wara li unanimament kien hemm qbil li l-laqgħa tiġi agġornata għal-Ħamis 24 ta' Frar 2022 fil-5:00pm.


Konfermati, illum 24 ta' Frar, 2022

IFFIRMAT

Avv. Dean Hili
Sindku

IFFIRMAT

Kevin Borg
Segretarju Eżekuttiv



Pembroke Local Council

Quarterly Financial Report

for the Period

1st January till End of December 2021 (Quarter 4)

Table of Contents

Overview and Summary	<i>Page 3</i>
Statement of Income and Expenditure	<i>Page 4</i>
Statement of Financial Position	<i>Page 5</i>
Cash flow Statement	<i>Page 6</i>
Detailed Income	<i>Page 7</i>
Detailed Expenditure	<i>Page 8</i>
Detailed Statment of Financial Position	<i>Page 10</i>
Depreciation of Property, Plant and Equipment	<i>Page 11</i>

Overview and Summary

The normal recurrent expenditure related to the services the Council is obliged to render in line with Section 33 of the Local Councils Act, on a number of initiatives were carried out.
All expenditure is within the Budget Estimates for said period.

SIGNED

Dr. Dean Hili
Mayor

SIGNED

Kevin Borg
Executive Secretary

Statement of Income and Expenditure

1st January till End of December 2021 (Quarter 4)

DESCRIPTION	Actual for the Period	Annual Budget 2021	Virements for the Period	Revised Annual Budget 2021
	€	€	€	€
Income				
Funds received from Central Government (1)	520,699	511,515	-	511,515
Income raised from Bye-Laws (2)	22,840	3,000	-	3,000
Income raised from LES (3)	4,083	2,500	-	2,500
Investment Income (4)	-	-	-	-
Other Income (5)	27,506	-	-	-
TOTAL	575,128	517,015	-	517,015
Expenditure				
Personal Emoluments (6)	98,478	108,846	-	108,846
Operations and Maintenance (7)	292,552	334,822	-	334,822
Administration (8)	50,117	33,347	-	33,347
Finance Cost (9)	-	-	-	-
Other Expenditure (10)	24,899	40,001	-	40,001
TOTAL	466,046	517,016	-	517,016
Surplus / Deficit	109,082	(1)	-	(1)

Statement of Financial Position as at end of December 2021 (Quarter 4)

DESCRIPTION	Actual for	Annual Budget	Virements for	Revised Annual Budget
	the Period	2021	the Period	2021
	€	€	€	€
Non-current Assets				
Property, Plant and Equipment (17)	140,732	218,333		218,333
Current Assets				
Inventories (11)	1,534	1,500	-	1,500
Receivables (12)	19,462	4,000	-	4,000
Cash and Cash Equivalents (13)	650,155	418,913	-	418,913
Total Current Assets	671,151	424,413	-	424,413
Current Liabilities				
Payables (14)	74,596	53,000	-	53,000
Total Current Liabilities	74,596	53,000	-	53,000
Net Current Assets	596,555	371,413	-	371,413
Non-current liabilities (15)	-	-	-	-
Net Assets	737,287	589,746	-	589,746
Reserves				
Retained Funds	737,287	639,735	-	639,735

Financial Situation Indicator

DESCRIPTION				
Current Assets	671,151	424,413	-	424,413
Current Liabilities	74,596	53,000	-	53,000
Working Capital	596,555	371,413	-	371,413
Government Allocation	511,515	511,515	-	511,515
FSI	117 %	73 %		73 %

Cash flow Statement**DESCRIPTION**

	Actual for the Period	Annual Budget 2021	Virements for the Period	Revised Annual Budget 2021
	€	€	€	€
Cash flow from operating activities				
Surplus for the year	109,082	(1)	-	(1)
Adjustments for:				
Depreciation	24,899	40,001	-	40,001
Increase / (Decrease) in Allowance for Bad Debts	(111)			-
Interest receivable	-	100		100
Interest payable				-
(Profit) / Loss on disposal of asset				-
Adj for Scrap				-
Increase / (Decrease) in payables	(866)	(11,025)		(11,025)
Increase / (Decrease) in accruals	(21,572)	10,925		10,925
Decrease / (Increase) in receivables	73,514			-
Decrease / (Increase) in inventories	28			-
Decrease / (Increase) in inventories				-
Cash generated from operations	184,974	40,000	-	40,000
Interest paid				-
				-
<i>Net cash from operating activities</i>	184,974	40,000	-	40,000
Cash flows from investing activities				
Purchase of property, plant & equipment	(3,642)	(250,000)		(250,000)
Proceeds from sale of property, plant & equipment				-
Grants received	2,907	200,000		200,000
Interest received	-			-
				-
<i>Net cash used in investing activities</i>	(735)	(50,000)	-	(50,000)
Cash flows from financing activities				
Proceeds from long-term borrowings				-
Interest Paid				-
Bank Loan Repayments				-
				-
<i>Net cash from financing activities</i>	-	-	-	-
Net increase/(decrease) in cash & cash equivalents	184,239	(10,000)	-	(10,000)
Cash & cash equivalents at beginning of year	465,916	428,913		428,913
Cash & cash equivalents at end of Quarter	650,155	418,913	-	418,913

Detailed Income

DESCRIPTION	Actual for	Annual Budget	Virements for	Revised Annual Budget
	the Period	2021	the Period	2021
	€	€	€	€
Income				
1 Funds received from Central Government:				
0001 In terms of section 55 CAP 363	483,872	483,872		483,872
0002-0004 In terms of section 58 CAP 363	3,889	-		-
0005-0019 Other income	32,938	27,643		27,643
	520,699	511,515	-	511,515
2 Income raised from Bye-Laws				
0021-0025 Community Services	11,140	-		-
0026-0035 Income from Permits	11,699	3,000		3,000
	22,840	3,000	-	3,000
3 Local Enforcement Income				
0037 Commission from Regional Committees	4,083	2,500		2,500
0038-0055 Contraventions				-
	4,083	2,500	-	2,500
4 Investment Income				
0091-0095 Bank interest		-		-
0096-0099 Income received from Governnet Securities		-		-
	-	-	-	-
5				
0056-0065 Sponsorships	900	-		-
0066-0069 Documents & Information		-		-
0070-0075 EU funds		-		-
0076-0080 Twinning		-		-
0081-0089 Insurance Claims	14,843	-		-
0100-0109 Donations		-		-
0110-0119 Contributions	6,444	-		-
0120-0129 General Income	5,318	-		-
	27,506	-	-	-
Total	575,128	517,015	-	517,015

Detailed Expenditure

DESCRIPTION		Actual for the Period	Annual Budget 2021	Virements for the Period	Revised Annual Budget 2021
		€	€	€	€
6 i)	Personal Emoluments				
	1100 Mayor's Allowance	10,571	10,571		10,571
	1200 Employees' Salaries & Wages	58,871	68,862		68,862
	1300 Bonuses	7,955	6,823		6,823
	1400 Income Supplements	800	800		800
	1500 Social Security Contributions	5,512	6,550		6,550
	1600 Allowances	13,000	13,000		13,000
	1700 Overtime	1,769	2,240		2,240
		98,478	108,846	-	108,846
	DESCRIPTION	€	€	€	€
7	Operations and Maintenance				
	2100-2149 Public Utilities	3,109	3,353		3,353
	2200-2259 Public Materials & Supplies	-	1,100		1,100
	2300-2399 Repairs & upkeep	61,803	99,440		99,440
	2400-2449 Rent	1,456	1,456		1,456
	3010 Street Lightning	16,435	8,000		8,000
	3020 Lease of Equipment		-		-
	3030 Insurance	6,305	6,064		6,064
	3035 Bank Charges	302	220		220
	3038 Penalties		-		-
	3041 Refuse Collection	53,994	51,901		51,901
	3042 Bulky Refuse Collection	12,051	14,400		14,400
	3043 Bins on wheels		-		-
	3045 Bring in sites		200		200
	3051 Road & Street Cleaning	37,966	39,000		39,000
	3052 Cleaning & Maintenance of Non-Urban Areas	18,597	19,390		19,390
	3053 Cleaning of Public Conveniences	4,096	4,515		4,515
	3055 Cleaning of Council Premises	2,397	2,700		2,700
	3040 Waste Disposal	16,145	18,000		18,000
	3060 Cleaning & Maintenance of Parks & Gardens	17,055	16,860		16,860
	3061 Cleaning & Maintenance of Soft Areas	20,711	21,749		21,749
	3062 Cleaning & Maintenance of Beaches & CA		-		-
	3063 Cleaning & Maintenance of Country Non-Urban		-		-
	6064 Other Contractual Services	13,318	9,889		9,889
	3070-3090 Consultation Fees		2,000		2,000
	3100-3139 Contract & Project Management		-		-
	3300-3379 Hospitality	1,066	14,465		14,465
	3380-3389 Community	5,788	120		120
	3390-3394 Donations	67			-
	3600-3694 Local Enforcement Expenses				-
	3700-3799 EU Projects				-
	3800-3899 Twinning				-
	Prov for B.Debts	(111)			-
		292,552	334,822	-	334,822
8	Administration				
	2150-2199 Office Utilities	2,928	3,645		3,645
	2260-2299 Office Materials & Supplies	116	100		100
	2450-2499 Office Rent		-		-
	2500-2599 National & International Memberships		1,100		1,100
	2600-2699 Office Services	5,265	2,995		2,995
	2700-2799 Transport	1,574	2,250		2,250
	2800-2899 Travel		-		-
	2900-2999 Information Services	1,968	2,650		2,650
	3050 Office Cleaning		-		-
	3410-3199 Professional Services	37,625	19,057		19,057
	3200-3299 Training	605	500		500
	3345 Office Hospitality		800		800
	3400-3499 Incidental Expenses	36	250		250
		50,117	33,347	-	33,347
9	Finance Costs				
	3036 Interest on Bank Loan				-
		-	-	-	-

Detailed Statement of Financial Position

DESCRIPTION	Actual for	Annual Budget	Virements for	Revised Annual Budget
	the Period	2021	the Period	2021
	€	€	€	€
10 Other Expenditure				
3500-3599 Loss / (Profit) on Disposal of asset				-
3695 Increase/(Decrease) in allowance for bad debts				-
8000-8099 Depreciation As at end of December 2021	24,899	40,001		40,001
Adj for Scrappage				-
Depreciation	24,899	40,001	-	40,001
Total	466,046	517,016	-	517,016
11 Inventories				
5201-5249 Stationery		-		-
5250-5299 Consumables	1,534	1,500		1,500
	1,534	1,500	-	1,500
12 Receivables				
0201-0209 Receivables	7,653	2,000		2,000
0210-0219 LES Receivables		-		-
0220-0229 Receivables from EU		-		-
0250 Prepayments & Accrued income	11,809	2,000		2,000
	19,462	4,000	-	4,000
13 Cash & Equivalents				
5001-5099 Bank & Cash Balances	650,155	418,913		418,913
	650,155	418,913	-	418,913
14 Payables				
4000 Payables	21,335	18,000		18,000
4100 Accruals	53,262	35,000		35,000
4150 Deferred Income	-			-
Current portion of long term borrowings				-
	74,596	53,000	-	53,000
15 Non Current Liabilities				
4200 Long Term Borrowing				-
	-	-	-	-

16 Total Commitments (Recurrent and Capital)

DESCRIPTION

€	€	€
---	---	---

Recurrent and Capital

-	-	-

Long Term Loans

-	-	-

Others

-	-	-

17 Depreciation of Property, Plant and Equipment

Asset	Furn & Fittings	Office Equipment	Urban Improvements	Construction	Trees	Plant & Machinery	Special Programmes	New Street Signs		Total
% of depreciation	8%	20%	10%	10%	0%	20%	10%	100%		
	€	€	€	€	€	€	€	€	€	€
Cost										
As at 1st January 2021	24,745	39,884	863,164	621,223	17,307	4,225	653,660	11,787		2,235,995
Additions	-	3,642		-	-	-	-	-		3,642
Disposals										-
As at end of December 2021	24,745	43,526	863,164	621,223	17,307	4,225	653,660	11,787	-	2,239,637
Grants/ other reimbursements										
As at 1st January 2021		7,351	351,684	51,423			653,660			1,064,118
Additions		2,907								2,907
As at end of December 2021	-	10,258	351,684	51,423	-	-	653,660	-	-	1,067,025
Accumulated Depreciation										
As at 1st January 2021	22,727	21,940	379,279	567,062		4,186	-	11,787		1,006,981
Charge for the period	773	1,845	19,531	2,738		12	-	-		24,899
Released on disposal										-
As at end of December 2021	23,500	23,785	398,810	569,800	-	4,198	-	11,787	-	1,031,880
NBV As at end of December 2021	1,245	9,483	112,670	(0)	17,307	27	(0)	-	-	140,732



Pembroke Local Council

Annual Budget
For
Financial Year
2022

Table of Contents

Overview and Summary	<i>Page 3</i>
Budgeted Statement of Income and Expenditure	<i>Page 4</i>
Budgeted Statement of Affairs	<i>Page 5</i>
Cash Budget	<i>Page 6</i>
Detailed Estimates Of Income	<i>Page 7</i>
Detailed Estimates Of Expenditure	<i>Page 8</i>
Detailed Estimates Of Statement of Affairs	<i>Page 10</i>
Depreciation of Property, Plant and Equipment	<i>Page 11</i>

Overview and Summary

Income and Expenditure

Results for the Year 2021

From the financial year ending 31st December 2021 bank balances are projected to end up with a positive balance of **€650,155**.

Revenue for the Year 2022

This year the Council will be allocated the sum of €523,255.00. It is also envisaged to have other income, €10,785.00 from permits, €3,500.00 LES administrative and €700.00 Other Income , for an overall total of **€538,240.00**.

Expenditure for the Year 2021

The expenditure including payment of outstanding accounts is distributed on three key votes. These are: -

Wages and Salaries

The Council is employing the full complement and is therefore allocating **20.8%** of all expenditure ie **€112,022.00**.

Operations and Maintenance

This vote will have an allocation of **66.3%** for a total amount of **€356,683.00**.

Administration Other Expenditure

This vote will have an allocation of **7.3%** for a total amount of **€39,535.00**.

Depreciation

This vote will have an allocation of **5.6%** for a total amount of **€30,000.00**.

SIGNED

Mayor

SIGNED

Executive Secretary

Budgeted Statement of Income and Expenditure

DESCRIPTION

BUDGET Jan-Dec 2021	FORECAST Jan-Dec 2021	BUDGET Jan-Dec 2022	VARIANCE Bud-Bud	VARIANCE Bud-Act
€	€	€	€	€

Income

Funds received from Central Government (1)	511,515	520,699	523,255	11,740	2,556
Income raised from Bye-Laws (2)	3,000	22,839	10,785	7,785	(12,054)
Income raised from LES (3)	2,500	4,083	3,500	1,000	(583)
Investment Income (4)	-	-	-	-	-
Other Income (5)	-	27,507	700	700	(26,807)
TOTAL	517,015	575,128	538,240	21,225	(36,888)

Expenditure

Personal Emoluments (6)	108,846	98,478	112,022	3,176	13,544
Operations and Maintenance (7)	334,821	292,551	356,683	21,861	64,131
Administration (8)	33,347	50,117	39,535	6,188	(10,582)
Finance Cost (9)	-	-	-	-	-
Other Expenditure (10)	40,001	24,899	30,000	(10,001)	5,101
TOTAL	517,015	466,046	538,240	21,224	72,194

Surplus / Deficit

	(0)	109,082	0	1	(109,082)
--	-----	---------	---	---	-----------

Budgeted Statement of Affairs

DESCRIPTION	BUDGET	FORECAST	BUDGET	VARIANCE	VARIANCE
	as at 31 Dec	as at 31 Dec	as at 31 Dec		
	2021	2021	2022	Bud-Bud	Bud-Act
	€	€	€	€	€
Non-current Assets					
Property, Plant and Equipment (16)	140,732	140,732	110,732	(30,000)	(30,000)
Current Assets					
Inventories (11)	1,500	1,534	1,500	-	(34)
Receivables (12)	4,000	19,462	4,000	-	(15,462)
Cash and Cash Equivalents (13)	418,913	650,155	549,404	130,491	(100,751)
Total Current Assets	424,413	671,151	554,904	130,491	(116,247)
Current Liabilities (14)					
Payables	53,000	74,597	53,000	-	(21,597)
Current portion of Long-Term Borrowings	-	-	-	-	-
Total Current Liabilities	53,000	74,597	53,000	-	(21,597)
Net Current Assets	371,413	596,554	501,904	130,491	(94,650)
Non-current liabilities (15)	-	-	-	-	-
Net Assets	512,145	737,286	612,636	100,491	(124,650)
Reserves					
Retained Funds	512,145	737,286	737,286	225,141	0

Financial Situation Indicator

DESCRIPTION	BUDGET	FORECAST	BUDGET
	as at 31 Dec	as at 31 Dec	as at 31 Dec
	2021	2021	2022
	€	€	€
Current Assets	424,413	671,151	554,904
Current Liabilities	53,000	74,597	53,000
Total Long Term Liabilities	-	-	-
Commitments approved by Ministry	-	-	-
	371,413	596,554	501,904
Government Allocation	511,515	520,699	523,255
FSI	72.61%	114.57%	95.92%

Cash Budget

DESCRIPTION	QTR 1	QTR 2	QTR 3	QTR 4	TOTAL
	JAN-MAR	APR-JUN	JUL-SEP	OCT-DEC	
	2022	2022	2022	2022	
	€	€	€	€	€
Cash Inflows					
Government cash inflows	130,814	130,814	130,814	130,814	523,255
Cash flows from Bye-Laws & L.N fees	2,696	2,696	2,696	2,696	10,785
Local Enforcement cash flows	1,050	1,050	1,050	1,050	4,200
Finance cash flows					
Loan Proceeds	-	-	-	-	-
Investment income	-	-	-	-	-
Capital cash flow					
Proceeds from disposal of assets	-	-	-	-	-
Cash received from EU funds	-	-	-	-	-
Cash received from Twinning	-	-	-	-	-
Cash from Community Services	-	-	-	-	-
Other Cash Inflows	-	-	-	-	-
TOTAL Inflows	134,560	134,560	134,560	134,560	538,240
Cash Outflows					
Personal Emoluments	28,005	28,006	28,006	28,006	112,022
Operations & Maintenance	89,171	89,171	89,171	89,171	356,683
Administration	9,884	9,884	9,884	9,884	39,536
Finance	-	-	-	-	-
Capital					
Acquisition of property	-	-	-	-	-
Construction	-	-	-	-	-
Improvements	-	-	-	-	-
Special programmes	-	-	-	-	-
Gnien ta' Kalkuta (Net of Grants)	-	-	-	-	-
Cash outflows re EU projects	-	-	-	-	-
Cash outflows re Twinning	-	-	-	-	-
Cash outflows re Community Services	-	-	-	-	-
TOTAL Outflows	127,060	127,060	127,060	127,060	508,241
SURPLUS / (DEFICIT)	7,500	7,500	7,500	7,500	30,000
Brought forward (Bank /Cash Bal.)	650,155	657,655	665,155	672,655	650,155
Carry forward	657,655	665,155	672,655	680,155	680,155

Detailed Estimates of Income**DESCRIPTION**

	A	B	C	D (B + C)	E	F (E - A)	G (E - D)
	BUDGET Jan-Dec 2021	ACTUAL Jan-Sept 2021	FORECAST Oct-Dec 2021	TOTAL Jan-Dec 2021	BUDGET Jan-Dec 2022	VARIANCE Bud-Bud	VARIANCE Bud-Act
	€	€	€	€	€	€	€
Income							
1 Funds received form Cental Government:							
0001 In terms of section 55 CAP 363	483,872	363,904	119,968	483,872	494,872	11,000	11,000
0002-0004 In terms of section 58 CAP 363	-	-	3,889	3,889	-	-	(3,889)
0005-0019 Other Income	27,643	20,940	11,998	32,938	28,383	740	(4,555)
	511,515	384,844	135,855	520,699	523,255	11,740	2,556
2 Bye-Laws & Legal Fees							
0021-0025 Community Services	-	-	11,140	11,140	-	-	(11,140)
0026-0035 Income from Permits	3,000	8,553	3,146	11,699	10,785	7,785	(914)
	3,000	8,553	14,286	22,839	10,785	7,785	(12,054)
3 Local Enforcement Income							
0037 Commission from Regional Committees	2,500	3,189	894	4,083	3,500	1,000	(583)
0038-0055 Contraventions	-	-	-	-	-	-	-
	2,500	3,189	894	4,083	3,500	1,000	(583)
4 Investment Income							
0091-0095 Bank interest	-	-	-	-	-	-	-
0096-0099 Income received from Government Securities	-	-	-	-	-	-	-
	-	-	-	-	-	-	-
5 General Income							
0056-0065 Sponsorships	-	211	689	900	600	600	(300)
0066-0069 Documents & Information	-	-	-	-	-	-	-
0070-0075 EU Funds	-	-	-	-	-	-	-
0076-0080 Twinning	-	-	-	-	-	-	-
0081-0089 Insurance Claims	-	-	14,845	14,845	-	-	(14,845)
0100-0109 Donations	-	-	-	-	-	-	-
0110-0119 Contributions	-	2,722	3,722	6,444	100	100	(6,344)
0120-0129 General Income	-	16,990	(11,672)	5,318	-	-	(5,318)
	-	-	-	-	-	-	-
	-	19,923	7,584	27,507	700	700	(26,807)
Total	517,015	416,509	158,619	575,128	538,240	21,225	(36,888)

Detailed Estimates of Expenditure

DESCRIPTION	A	B	C	D (B + C)	E	F (E - A)	G (E - D)
	BUDGET	ACTUAL	FORECAST	TOTAL	BUDGET	VARIANCE	VARIANCE
	Jan-Dec	Jan-Sept	Oct-Dec	Jan-Dec	Jan-Dec	Bud-Bud	Bud-Act
	2021	2021	2021	2021	2022		
€	€	€	€	€	€	€	
6 Personal Emoluments							
1100 Mayor's Allowance	10,571	7,929	2,642	10,571	10,742	171	171
1200 Employees' Salaries & Wages	68,862	45,054	13,817	58,871	71,079	2,217	12,208
1300 Bonuses	6,823	4,330	3,625	7,955	6,987	164	(968)
1400 Income Supplements	800	600	200	800	800	-	-
1500 Social Security Contributions	6,550	4,225	1,287	5,512	6,694	144	1,182
1600 Allowances	13,000	9,750	3,250	13,000	13,000	-	-
1700 Overtime	2,240	1,436	333	1,769	2,720	480	951
	108,846	73,324	25,154	98,478	112,022	3,176	13,544
7 Operations and Maintenance							
2100-2149 Public Utilities	3,353	2,223	886	3,109	3,293	(60)	184
2200-2259 Public Materials & Supplies	1,100	-	-	-	1,100	-	1,100
2300-2399 Repairs & Upkeep	99,440	85,432	(23,629)	61,803	112,811	13,371	51,008
2400-2449 Rent	1,456	901	555	1,456	1,456	-	(0)
3010 Street Lighting	8,000	11,337	5,098	16,435	8,000	-	(8,435)
3020 Lease of Equipment	-	-	-	-	-	-	-
3030 Insurance	6,064	4,643	1,662	6,305	6,677	613	372
3035 Bank Charges	220	188	114	302	310	90	8
3038 Penalties	-	-	-	-	-	-	-
3040 Waste Disposal	18,000	11,780	42,214	53,994	19,905	1,905	(34,089)
3041 Refuse Collection	51,901	33,464	(21,413)	12,051	57,765	5,864	45,714
3042 Bulky Refuse Collection	14,400	9,487	(9,487)	-	14,400	-	14,400
3043 Bins on wheels	-	-	-	-	-	-	-
3045 Bring in sites	200	-	37,966	37,966	200	-	(37,766)
3051 Road & Street Cleaning	39,000	28,294	(9,697)	18,597	39,000	-	20,403
3052 Cleaning & Maintenance of Non-Urban Areas	19,390	13,586	(9,490)	4,096	20,359	969	16,263
3053 Cleaning of Public Conveniences	4,515	3,679	(1,282)	2,397	5,225	710	2,828
3055 Cleaning of Council Premises	2,700	1,824	14,321	16,145	2,662	(38)	(13,483)
3060 Cleaning & Maintenance of Parks & Gardens	16,860	12,827	4,228	17,055	17,567	707	512
3061 Cleaning & Maintenance of Soft Areas	21,749	14,941	5,770	20,711	22,760	1,011	2,049
3062 Cleaning & Maintenance of Beaches & CA	-	-	-	-	-	-	-
3063 Cleaning & Maintenance of Country Non-Urban	-	-	-	-	-	-	-
3064 Other Contractual Services	9,889	7,506	5,812	13,318	8,558	(1,331)	(4,760)
3070-3090 Consultation Fees	2,000	-	-	-	-	(2,000)	-
3100-3139 Contract & Project Management	-	-	-	-	-	-	-
3300-3379 Hospitality	14,465	5,430	(4,364)	1,066	14,515	50	13,449
3380-3389 Community	120	-	5,788	5,788	120	-	(5,668)
3600-3694 Local Enforcement Expenses	-	-	67	67	-	-	(67)
3700-3799 EU Projects	-	-	-	-	-	-	-
3800-3899 Twinning	-	-	-	-	-	-	-
Prov for B Debts	-	-	(111)	(111)	-	-	111
	334,821	247,542	45,009	292,551	356,683	21,861	64,131

Detailed Estimates of Expenditure (Continued)


DESCRIPTION	A	B	C	D (B + C)	E	F (E - A)	G (E - D)
	BUDGET	ACTUAL	FORECAST	TOTAL	BUDGET	VARIANCE	VARIANCE
	Jan-Dec	Jan-Sept	Oct-Dec	Jan-Dec	Jan-Dec		
	2021	2021	2021	2021	2022	Bud-Bud	Bud-Act
€	€	€	€	€	€	€	
8 Administration & Other Expenditure							
2150-2199 Office Utilities	3,645	1,975	953	2,928	4,498	853	1,570
2260-2299 Office Materials & Supplies	100	267	(151)	116	100	-	(16)
2450-2499 Office Rent	-	-	-	-	-	-	-
2500-2599 National & International Memberships	1,100	-	-	-	1,100	-	1,100
2600-2699 Office Services	2,995	2,689	2,576	5,265	6,352	3,357	1,087
2700-2799 Transport	2,250	1,118	456	1,574	1,850	(400)	276
2800-2899 Travel	-	-	-	-	-	-	-
2900-2999 Information Services	2,650	1,549	419	1,968	2,468	(182)	500
3050 Office Cleaning	-	-	-	-	-	-	-
3140-3199 Professional Services	19,057	18,952	18,673	37,625	21,617	2,560	(16,008)
3200-3299 Training	500	-	605	605	500	-	(105)
3345 Office Hospitality	800	-	-	-	800	-	800
3400-3499 Incidental Expenses	250	-	36	36	250	-	214
	-	-	-	-	-	-	-
	33,347	26,550	23,567	50,117	39,535	6,188	(10,582)
9 Finance Costs							
3036 Interest on Bank Loan	-	-	-	-	-	-	-
	-	-	-	-	-	-	-
	-	-	-	-	-	-	-
	-	-	-	-	-	-	-
10 Other Expenditure							
3500-3599 Loss / (Profit) on Disposal of assets	-	-	-	-	-	-	-
3695 Increase/(Decrease) in allowance for bad debts	-	-	-	-	-	-	-
8000-8099 Depreciation	40,001	25,091	(192)	24,899	30,000	(10,001)	5,101
	40,001	25,091	(192)	24,899	30,000	(10,001)	5,101
Total	517,015	372,507	93,539	466,046	538,240	21,224	72,194

Detailed Estimates of Statement Of Affairs

DESCRIPTION	A	B	C	D (B + C)	E	F (E - A)	G (E - D)
	BUDGET Jan-Dec 2021 €	ACTUAL as at 30-Sep 2021 €	FORECAST changes from 30 Sep-31 Dec 2021 €	TOTAL as at 31-Dec 2021 €	BUDGET Jan-Dec 2022 €	VARIANCE Bud-Bud €	VARIANCE Bud-Act €
11 Inventory							
5201-5249 Stationery	-	-	-	-	-	-	-
5250-5299 Consumables	1,500	1,562	(28)	1,534	1,500	-	(34)
	-	-	-	-	-	-	-
	1,500	1,562	(28)	1,534	1,500	-	(34)
12 Receivables							
0201-0209 Receivables	2,000	25,491	(17,838)	7,653	2,000	-	(5,653)
0210-0219 LES Receivables	-	-	-	-	-	-	-
0220-0229 Receivables from EU	-	-	-	-	-	-	-
0250 Prepayments & Accrued income	2,000	2,200	9,609	11,809	2,000	-	(9,809)
	-	-	-	-	-	-	-
	4,000	27,691	(8,229)	19,462	4,000	-	(15,462)
13 Cash & Equivalents							
5001-5099 Bank & Cash Balances	418,913	739,372	(89,217)	650,155	549,404	130,491	(100,751)
	418,913	739,372	(89,217)	650,155	549,404	130,491	(100,751)
14 Payables							
4000 Payables	18,000	338	20,997	21,335	18,000	-	(3,335)
4100 Accruals	35,000	52,405	857	53,262	35,000	-	(18,262)
4150 Deferred Income	-	119,968	(119,968)	-	-	-	-
Current portion of Long-Term Borrowings	-	-	-	-	-	-	-
	-	-	-	-	-	-	-
	53,000	172,711	(98,114)	74,597	53,000	-	(21,597)
15 Non Current Liabilities							
4200 Long Term Borrowings	-	-	-	-	-	-	-
Deferred Income	-	-	-	-	-	-	-
	-	-	-	-	-	-	-

16 Depreciation of Property, Plant and Equipment

Asset		Furn & Fittings	Office	Urban	Construction	Trees	Plant &	Special	New Street		
% of depreciation		8%	Equipment 20%	Improvements 10%	10%	0%	Machinery 20%	Programmes 10%	Signs 100%	Total	
		€	€	€	€	€	€	€	€	€	
Cost											
As at 01 January	2022	24,745	43,526	863,164	621,223	17,307	4,225	653,660	11,787	-	2,239,637
Additions		-	-	477,875	-	-	-	-	-	-	477,875
Disposals		-	-	-	-	-	-	-	-	-	-
As at 31 December	2022	24,745	43,526	1,341,039	621,223	17,307	4,225	653,660	11,787	-	2,717,512
Grants/ other reimbursements											
As at 01 January	2022	-	10,258	351,684	51,423	-	-	653,660	-	-	1,067,025
Additions		-	-	477,875	-	-	-	-	-	-	477,875
As at 31 December	2022	-	10,258	829,559	51,423	-	-	653,660	-	-	1,544,900
Accumulated Depreciation											
As at 01 January	2022	23,500	23,785	398,810	569,800	-	4,198	-	11,787	-	1,031,880
Charge for the year		300	342	29,331	-	-	27	-	-	-	30,000
Released on disposal		-	-	-	-	-	-	-	-	-	-
As at 31 December	2022	23,800	24,127	428,141	569,800	-	4,225	-	11,787	-	1,061,880
Budgeted NBV 31 Dec	2021	1,245	9,483	112,670	0	17,307	27	0	0	0	140,732
Forecasted NBV 1 Jan	2022	1,245	9,483	112,670	-	17,307	27	-	-	-	140,732
Budgeted NBV 31 Dec	2022	945	9,141	83,339	-	17,307	-	-	-	-	110,732



Pembroke Local Council

**Business Plan
for the
Period
2022 - 2026**

Table of Contents

Overview and Summary	<i>Page 3</i>
Statement of Income and Expenditure	<i>Page 5</i>
Statement of Financial Position	<i>Page 5</i>
Cash Budget	<i>Page 7</i>
Detailed Estimates of Income	<i>Page 8</i>
Detailed Estimates of Expenditure	<i>Page 9</i>
Detailed Estimates of Statement of Financial Position	<i>Page 11</i>
Depreciation of Property, Plant and Equipment	<i>Page 12</i>
Depreciation of Property, Plant and Equipment	<i>Page 13</i>
Depreciation of Property, Plant and Equipment	<i>Page 14</i>
Depreciation of Property, Plant and Equipment	<i>Page 15</i>
Depreciation of Property, Plant and Equipment	<i>Page 16</i>

Overview and Summary

The Locality this year finds itself in a period of stability with a newly composed Council now firmly finding its feet, and a local council implementing initiatives that have been planned for, plans which we hope to fully implement and bring into fruition in this next year. While the period work of the Local Council remains of a satisfactory nature, owing to the supervisory work being done but also due to the efforts employed by the several contractors of the locality, capital projects which we hope to see come to life in the coming few months should find themselves at the centre of our work shortly.

Throughout the past years, we have set the standard in ensuring that the bread and butter issues are met in a satisfactory manner, on occasions even excelling and exceeding national KPIs in so far as the general cleanliness of the locality. As stated in the opening of this report, this is not achieved through sheer coincidence. Throughout the past years, a considerable amount of effort has been employed in ensuring the standards are met. Contractual work is overseen, issues are effectively dealt with between the Council, the contracts manager, and the contractors, and generally, a high level of work is expected from everyone involved. We have done this as a Council because we believe in green issues which are very high up in our agenda, prioritizing the environment at the centre of service contracts as well as in the implementation of projects.

We must ensure that this continues and that we remain to deliver consistently on what matters most to our residents while also maintaining the same level which the residents have become accustomed to in recent years. This can only be achieved by furthering our efforts in ensuring that by overseeing operations within the locality, we increase the productivity of our workers in so far as the provision of services goes.

One key example in this context is the way we tackled the issue of furthering the protection of the Natura2000 zone within the locality, promoting its ecological significance. Following the introduction of physical impediments, the tonnage of waste deposited, and eventually cleared from the site has vastly decreased in recent years. We must now continue with the educational campaign ensuring that those who enter the site respect it and in turn appreciate the importance of the species found therein. The council is also working in conjunction with Nature Trust on future planting projects as well as their irrigation, ensuring that indigenous, local species are given space to grow and flourish. This is also being done in conjunction with a program of removal of invasive species. Although this is hard work which sometimes is frowned up by the misinformed, education in this aspect has been key in ensuring that people understand the vitality of this exercise in ensuring a healthy, long term vision for the site is adequately implemented.

We believe that this area has massive potential, which could definitely be maximized. We do not however want this to be abused and any progress made on this front will require the complete support of a number of entities as its control cannot be left to the Council alone. What is required in fact, is that the combined efforts that have been made in recent years by Nature Trust Malta, the Armed Forces of Malta, in conjunction with the Local Council, are now coupled with other entities in taking the area forward, namely the Central Government through the PA and MTA together with the enforcement agencies. If we are serious about protecting this area and maximizing the obvious potential, the limited resources and funds of the Local Council are never going to be enough.

In recent years the Council in conjunction with Infrastructure Malta has also delivered on providing the locality with several newly paved roads, particularly those which have been anticipated for a number of years. This exercise was commenced in Triq Gabriel Henin and Triq Burma, both of which remained a priority for the Council for decades. We have since looked ahead and embarked on a major project in conjunction with the same entity which has kept the Council busy for several months, giving a new and improved look to Martin Luther King Road a major project in itself, and the entire St Patrick's area which has seen the reconstruction of all the roads and pavements. This should also be seen in tandem with the Council's vision which has also been delivered – the construction of new and improved access into the locality, and specifically, St Patrick's which no doubt was badly required for many years. This has now been completely delivered and we can gladly look forward to more projects to come. Works have also been completed in Triq Patri Serafin Zarb.

At the time of writing of this report, works are ongoing in Triq Falaise and Triq Anzac, a project which once completed will then take us into the next phase – paving new areas along with Triq Bice Mizzi Vassallo and Triq Jum Pembroke. The Council remains committed to delivering more quality projects with Infrastructure Malta, but this is not limited to roads. We have also worked with the entity in improving open spaces and the implementation of tree planting exercises, which has improved the quality of our open sites no end. Long may this continue, something which we are committed to delivering more of. Furthermore, this work is now also being complemented with the professional aid of Ambjent Malta – Habitat Restoration Unit with which the Council has planned a complete overhaul of the open sites in St Patrick's. Work is currently underway, and sites are being cleared from debris, excess vegetation and other preparatory works which should then usher in a campaign of tree planting and tree regeneration in the area. This is some of the work the Council takes pride in promoting

The months and years to come should furthermore see that the Council implements a renovation project in the open site in the centre of the St Patrick's region in providing a quiet, peaceful environment, shading and outdoor furniture for the ageing community which is deserved following months of intensive construction work.

Funding opportunities have also presented themselves in view of the several projects around the locality and the development fund which could see a boost in the next few years, and this remains a priority project for the Council, albeit one which we cannot self-sustain on our own means. The Council hopes to be able to implement further plans particularly in providing a suitable venue for our youths, as well as our elderly, to meet on a regular basis and in an informal setting, an elusive dream which, remains a priority for the Council. Much to our dismay the stop-start approach taken into finding a suitable venue by central authorities left much to be desired and this remains untackled. More needs to be done in this area.

The Council has for some time realized that it is now drawing near to having its first major generation of elderly, with the locality still being under-equipped for this necessity. It is for this reason that the Council has been striving to bring this issue to the fore. The Government through the Education Ministry and its lifelong learning programs had started to work on this project. For reasons beyond the Council's sphere of control these plans never materialized. We must now pick up the pieces and once again push this matter at the very top of our agenda in the years to come, getting the commitment and Governmental support we require.

The years of fending off challenges from the outside have no doubt made it difficult for the Council to impose itself on such matters, however, the time spent in protecting the locality from projects which, undoubtedly would have harmed it irreparably, is also time well spent.

To this end, the Council will need to invest in maintaining what we have grown to know and love, making sure that all development in the locality respects our character, and more so, the local plan. Plans within Pembroke, as well as other projects in neighbouring communities, need to be monitored, ensuring the sustainability of our locality while planning ahead and foreseeing matters which perhaps, the central authorities have not as yet identified. The increase in pressure being applied on the locality with massive projects being planned in both Pembroke as well as other localities, but mainly St. Julian's, make this another priority for this Council.

The Council further understands the heritage of the locality and its historical element. It is for this reason that we plan on working with relative central authorities to ensure that the clocktower and the building housing it, see a much-needed restoration. This, in fact, is another matter which the Council considers vital for the coming years.

A silver lining from several projects taking root around the locality is the additional funding from planning funds. A small consolation in many cases but nevertheless we must ensure that the possibilities which present themselves are maximised. To this end, we will see the complete renovation of Gnieu Madre Tereza ta' Kalkutta in the next few months. The council plans to spend any additional funding which remains unspent from the grant in relation to the Chinese Embassy project in the open site in Triq L-Imhalled William Harding. The Council has in recent months started to gather the necessary BOQs and provide costing on the work required. We plan on continuing in this manner, in the hope of providing the areas with a much-needed facelift, by means of soft landscaping, benches, play equipment and so on – providing residents on this side of the locality with quality open areas which will no doubt serve as a respite to many.

We have set a good standard for ourselves promoting work we believe in. We must ensure that we continue in this manner, even when faced with considerable challenges life in Malta faces in 2022.

SIGNED

Dr. Dean Hili
Mayor

SIGNED

Kevin Borg
Executive Secretary

Statement of Income and Expenditure

DESCRIPTION	A	B	C	D	E	F (A+B+C+D+E)
	BUDGET	BUDGET	BUDGET	BUDGET	BUDGET	BUDGET
	Jan-Dec	Jan-Dec	Jan-Dec	Jan-Dec	Jan-Dec	Period
	2022	2023	2024	2025	2026	2022-2026
	€	€	€	€	€	€
Income						
Funds received from Central Government (1)	523,255	523,255	523,255	523,255	523,255	2,616,275
Income raised from Bye-Laws (2)	14,285	14,393	14,502	14,612	14,723	72,514
Income raised from LES (3)	-	-	-	-	-	-
Investment Income (4)	-	-	-	-	-	-
Other Income (5)	700	700	700	700	700	3,500
TOTAL	538,240	538,348	538,457	538,567	538,678	2,692,289
Expenditure						
Personal Emoluments (6)	112,022	115,566	119,116	122,666	126,216	595,586
Operations and Maintenance (7)	356,683	353,182	349,741	351,036	372,475	1,783,117
Administration (8)	39,535	39,600	39,600	39,600	39,600	197,935
Finance Cost (9)	-	-	-	-	-	-
Other Expenditure (10)	30,000	30,000	30,000	25,265	387	115,652
TOTAL	538,240	538,348	538,457	538,567	538,678	2,692,290
Surplus / Deficit	-	(0)	(0)	(0)	0	(0)

Statement of Financial Position

DESCRIPTION	A	B	C	D	E	F (A+B+C+D+E)
	BUDGET Jan-Dec 2022	BUDGET Jan-Dec 2023	BUDGET Jan-Dec 2024	BUDGET Jan-Dec 2025	BUDGET Jan-Dec 2026	BUDGET Period 2022-2026
	€	€	€	€	€	€
Non-current Assets						
Property, Plant and Equipment (16)	110,732	80,732	50,732	25,467	25,080	292,743
Current Assets						
Inventories (11)	1,500	1,500	1,500	1,500	1,500	7,500
Receivables (12)	2,000	2,000	2,000	2,000	2,000	10,000
Cash and Cash Equivalents (13)	680,155	710,155	740,155	765,420	765,807	3,661,691
Total Current Assets	683,655	713,655	743,655	768,920	769,307	3,679,191
Current Liabilities (14)						
Payables	53,000	53,000	53,000	53,000	53,000	265,000
Total Current Liabilities	53,000	53,000	53,000	53,000	53,000	265,000
Net Current Assets	630,655	660,655	690,655	715,920	716,307	3,414,191
Non-current liabilities (15)	-	-	-	-	-	-
Net Assets	741,387	741,387	741,387	741,387	741,387	3,706,934
Reserves						
Retained Funds	741,387	741,387	741,387	741,387	741,387	3,706,934

Financial Situation Indicator

DESCRIPTION	A	B	C	D	E	F (A+B+C+D+E)
	BUDGET Jan-Dec 2022	BUDGET Jan-Dec 2023	BUDGET Jan-Dec 2024	BUDGET Jan-Dec 2025	BUDGET Jan-Dec 2026	BUDGET Period 2022-2026
	€	€	€	€	€	€
Current Assets	683,655	713,655	743,655	768,920	769,307	3,679,191
Current Liabilities	53,000	53,000	53,000	53,000	53,000	265,000
Working Capital	630,655	660,655	690,655	715,920	716,307	3,414,191
Government Allocation	494,872	494,872	494,872	494,872	494,872	2,474,360
FSI	127 %	134 %	140 %	145 %	145 %	138 %

Cash Budget

DESCRIPTION	A	B	C	D	E	F (A+B+C+D+E)
	BUDGET	BUDGET	BUDGET	BUDGET	BUDGET	BUDGET
	Jan-Dec	Jan-Dec	Jan-Dec	Jan-Dec	Jan-Dec	Period
	2022	2023	2024	2025	2026	2022-2026
	€	€	€	€	€	€
Cash Inflows						
Government cash inflows	523,255	523,255	523,255	523,255	523,255	2,616,275
Cash flows from Bye-Laws & L.N fees	10,785	10,893	11,002	11,112	11,223	55,014
Local Enforcement cash flows	4,200	4,200	4,200	4,200	4,200	21,000
Finance cash flows						
Loan Proceeds						-
Investment income	-	-	-	-	-	-
	-	-	-	-	-	-
Capital cash flow						
Proceeds from disposal of assets						-
Cash received from EU funds						-
Cash received from Twinning						-
Cash from Community Services						-
Other Cash Inflows						-
TOTAL Inflows	538,240	538,348	538,457	538,567	538,678	2,692,289
Cash Outflows						
Personal Emoluments	112,022	115,566	119,116	122,666	126,216	595,586
Operations & Maintenance	356,683	353,182	349,741	351,036	372,475	1,783,117
Administration	39,535	39,600	39,600	39,600	39,600	197,935
Finance						-
Capital						
Acquisition of property						-
Construction						-
Improvements						-
Special programmes						-
Other Projects		-	-	-	-	-
	-	-	-	-	-	-
Cash outflows re EU projects						-
Cash outflows re Twinning						-
Cash outflows re Community Services						-
	-	-	-	-	-	-
TOTAL Outflows	508,240	508,348	508,457	513,302	538,291	2,576,638
SURPLUS / (DEFICIT)	30,000	30,000	30,000	25,265	387	115,652
Brought forward (Bank/Cash Bal.)	650,155	680,155	710,155	740,155	765,420	650,155
Carry forward	680,155	710,155	740,155	765,420	765,807	765,807

Detailed Estimates of Income

DESCRIPTION	A	B	C	D	E	F (A+B+C+D+E)
	BUDGET	BUDGET	BUDGET	BUDGET	BUDGET	BUDGET
	Jan-Dec	Jan-Dec	Jan-Dec	Jan-Dec	Jan-Dec	Period
	2022	2023	2024	2025	2026	2022-2026
	€	€	€	€	€	€
Income						
1 Funds received form Central Government:						
0001 In terms of section 55 CAP 363	494,872	494,872	494,872	494,872	494,872	2,474,360
0002-0004 In terms of section 58 CAP 363						-
0005-0019 Other Income	28,383	28,383	28,383	28,383	28,383	141,915
	523,255	523,255	523,255	523,255	523,255	2,616,275
2 Bye-Laws & Legal Fees						
0021-0025 Community Services	3,500	3,500	3,500	3,500	3,500	17,500
0026-0035 Income from Permits	10,785	10,893	11,002	11,112	11,223	55,014
	14,285	14,393	14,502	14,612	14,723	72,514
3 Local Enforcement Income						
0037 Commission from Regional Committees						-
0038-0055 Contraventions						-
	-	-	-	-	-	-
4 Investment Income						
0091-0095 Bank interest						-
0096-0099 Income received from Government Securities						-
	-	-	-	-	-	-
5 General Income						
0056-0065 Sponsorships	600	600	600	600	600	3,000
0066-0069 Documents & Information						-
0070-0075 EU Funds						-
0076-0080 Twinning						-
0081-0089 Insurance Claims						-
0100-0109 Donations						-
0110-0119 Contributions	100	100	100	100	100	500
0120-0129 General Income						-
	700	700	700	700	700	3,500
Total	538,240	538,348	538,457	538,567	538,678	2,692,289

Detailed Estimates of Expenditure

DESCRIPTION	A	B	C	D	E	F (A+B+C+D+E)
	BUDGET	BUDGET	BUDGET	BUDGET	BUDGET	BUDGET
	Jan-Dec	Jan-Dec	Jan-Dec	Jan-Dec	Jan-Dec	Period
	2022	2023	2024	2025	2026	2022-2026
€	€	€	€	€	€	
6 Personal Emoluments						
1100 Mayor's Allowance	10,742	10,742	10,742	10,742	10,742	53,710
1200 Employees' Salaries & Wages	71,079	74,079	77,079	80,079	83,079	385,395
1300 Bonuses	6,987	7,237	7,487	7,737	7,987	37,435
1400 Income Supplements	800	380	380	380	380	2,320
1500 Social Security Contributions	6,694	7,408	7,708	8,008	8,308	38,126
1600 Allowances	13,000	13,000	13,000	13,000	13,000	65,000
1700 Overtime	2,720	2,720	2,720	2,720	2,720	13,600
	112,022	115,566	119,116	122,666	126,216	595,586
7 Operations and Maintenance						
2100-2149 Public Utilities	3,293	3,200	3,200	3,200	3,200	16,093
2200-2259 Public Materials & Supplies	1,100	1,000	1,000	1,000	1,000	5,100
2300-2399 Repairs & Upkeep	112,811	108,588	105,147	106,442	127,881	560,869
2400-2449 Rent	1,456	1,456	1,456	1,456	1,456	7,280
3010 Street Lighting	8,000	8,000	8,000	8,000	8,000	40,000
3020 Lease of Equipment	-	-	-	-	-	-
3030 Insurance	6,677	7,000	7,000	7,000	7,000	34,677
3035 Bank Charges	310	350	350	350	350	1,710
3038 Penalties	-	-	-	-	-	-
3040 Waste Disposal	19,905	20,000	20,000	20,000	20,000	99,905
3041 Refuse Collection	57,765	57,765	57,765	57,765	57,765	288,825
3042 Bulky Refuse Collection	14,400	14,400	14,400	14,400	14,400	72,000
3043 Bins on wheels	-	-	-	-	-	-
3045 Bring in sites	200	200	200	200	200	1,000
3051 Road & Street Cleaning	39,000	39,000	39,000	39,000	39,000	195,000
3052 Cleaning & Maintenance of Non-Urban Areas	20,359	20,359	20,359	20,359	20,359	101,795
3053 Cleaning of Public Conveniences	5,225	5,225	5,225	5,225	5,225	26,125
3055 Cleaning of Council Premises	2,662	2,662	2,662	2,662	2,662	13,310
3060 Cleaning & Maintenance of Parks & Gardens	17,567	17,567	17,567	17,567	17,567	87,835
3061 Cleaning & Maintenance of Soft Areas	22,760	22,760	22,760	22,760	22,760	113,800
3062 Cleaning & Maintenance of Beaches & CA	-	-	-	-	-	-
3063 Cleaning & Maintenance of Country Non-Urban	-	-	-	-	-	-
3064 Other Contractual Services	8,558	9,000	9,000	9,000	9,000	44,558
3070-3090 Consultation Fees	-	-	-	-	-	-
3100-3139 Contract & Project Management	-	-	-	-	-	-
3300-3379 Hospitality	14,515	14,500	14,500	14,500	14,500	72,515
3380-3389 Community	120	150	150	150	150	720
3600-3694 Local Enforcement Expenses	-	-	-	-	-	-
3700-3799 EU Projects	-	-	-	-	-	-
3800-3899 Twinning	-	-	-	-	-	-
	356,683	353,182	349,741	351,036	372,475	1,783,117

Detailed Estimates of Expenditure (Continued)

DESCRIPTION	A	B	C	D	E	F (A+B+C+D+E)
	BUDGET	BUDGET	BUDGET	BUDGET	BUDGET	BUDGET
	Jan-Dec	Jan-Dec	Jan-Dec	Jan-Dec	Jan-Dec	Period
	2022	2023	2024	2025	2026	2022-2026
€	€	€	€	€	€	
8 Administration & Other Expenditure						
2150-2199 Office Utilities	4,498	4,500	4,500	4,500	4,500	22,498
2260-2299 Office Materials & Supplies	100	100	100	100	100	500
2450-2499 Office Rent	-	-	-	-	-	-
2500-2599 National & International Memberships	1,100	1,100	1,100	1,100	1,100	5,500
2600-2699 Office Services	6,352	6,500	6,500	6,500	6,500	32,352
2700-2799 Transport	1,850	1,850	1,850	1,850	1,850	9,250
2800-2899 Travel	-	-	-	-	-	-
2900-2999 Information Services	2,468	2,500	2,500	2,500	2,500	12,468
3050 Office Cleaning	-	-	-	-	-	-
3140-3199 Professional Services	21,617	21,500	21,500	21,500	21,500	107,617
3200-3299 Training	500	500	500	500	500	2,500
3345 Office Hospitality	800	800	800	800	800	4,000
3400-3499 Incidental Expenses	250	250	250	250	250	1,250
	-	-	-	-	-	-
	39,535	39,600	39,600	39,600	39,600	197,935
9 Finance Costs						
3036 Interest on Bank Loan						-
						-
						-
	-	-	-	-	-	-
10 Other Expenditure						
3500-3599 Loss / (Profit) on Disposal of assets						-
3695 Increase/(Decrease) in allowance for bad debts						-
8000-8099 Depreciation (charge for the year)	30,000	30,000	30,000	25,265	387	115,652
	30,000	30,000	30,000	25,265	387	115,652
Total	538,240	538,348	538,457	538,567	538,678	2,692,290

Detailed Estimates of Statement of Financial Position

DESCRIPTION	A	B	C	D	E	F (A+B+C+D+E)
	BUDGET	BUDGET	BUDGET	BUDGET	BUDGET	BUDGET
	Jan-Dec	Jan-Dec	Jan-Dec	Jan-Dec	Jan-Dec	Period
	2022	2023	2024	2025	2026	2022-2026
	€	€	€	€	€	€
11 Inventory						
5201-5249 Stationery	1,500	1,500	1,500	1,500	1,500	7,500
5250-5299 Consumables						-
						-
	1,500	1,500	1,500	1,500	1,500	7,500
12 Receivables						
0201-0209 Receivables	2,000	2,000	2,000	2,000	2,000	10,000
0210-0219 LES Receivables						-
0220-0229 Receivables from EU						-
0250 Prepayments & Accrued income						-
	2,000	2,000	2,000	2,000	2,000	10,000
13 Cash & Equivalents						
5001-5099 Bank & Cash Balances	680,155	710,155	740,155	765,420	765,807	3,661,691
	680,155	710,155	740,155	765,420	765,807	3,661,691
14 Payables						
4000 Payables	18,000	18,000	18,000	18,000	18,000	90,000
4100 Accruals	35,000	35,000	35,000	35,000	35,000	175,000
4150 Deferred Income						-
Short-term Borrowings						-
	53,000	53,000	53,000	53,000	53,000	265,000
15 Non Current Liabilities						
4200 Long Term Borrowings						-
						-
						-
	-	-	-	-	-	-

16 Depreciation of Property, Plant and Equipment

Asset		Furn & Fittings	Office Equipment	Urban Improvements	Construction	Trees	Plant & Machinery	Special Programmes	New Street Signs		Total
% of depreciation		8%	20%	10-100%	10%	0%	20%	10%	100%	0%	
		€	€	€	€	€	€	€	€	€	€
Cost											
As at 01 January	2022	24,745	43,526	863,164	621,223	17,307	4,225	653,660	11,787	-	2,239,637
Additions		-	-	477,875	-	-	-	-	-	-	477,875
Disposals		-	-	-	-	-	-	-	-	-	-
As at 31 December	2022	24,745	43,526	1,341,039	621,223	17,307	4,225	653,660	11,787	-	2,717,512
Grants/ other reimbursements											
As at 01 January	2022	-	10,258	351,684	51,423	-	-	653,660	-	-	1,067,025
Additions		-	-	477,875	-	-	-	-	-	-	477,875
Transfers		-	-	-	-	-	-	-	-	-	-
As at 31 December	2022	-	10,258	829,559	51,423	-	-	653,660	-	-	1,544,900
Accumulated Depreciation											
As at 01 January	2022	23,500	23,785	398,810	569,800	-	4,198	-	11,787	-	1,031,880
Charge for the year		300	342	29,331	-	-	27	-	-	-	30,000
Released on disposal		-	-	-	-	-	-	-	-	-	-
As at 31 December	2022	23,800	24,127	428,141	569,800	-	4,225	-	11,787	-	1,061,880
Budgeted NBV 31 Dec	2021	1,245	9,483	112,670	-	17,307	27	-	-	-	140,732
Budgeted NBV 31 Dec	2022	945	9,141	83,339	-	17,307	-	-	-	-	110,732

16 Depreciation of Property, Plant and Equipment

Asset		Furn & Fittings	Office Equipment	Urban Improvements	Construction	Trees	Plant & Machinery	Special Programmes	New Street Signs		Total
% of depreciation		8%	20%	10-100%	10%	0%	20%	10%	100%	0%	
		€	€	€	€	€	€	€	€	€	€
Cost											
As at 01 January	2023	24,745	43,526	1,341,039	621,223	17,307	4,225	653,660	11,787	-	2,717,512
Additions		-	-	-	-	-	-	-	-	-	-
Disposals		-	-	-	-	-	-	-	-	-	-
As at 31 December	2023	24,745	43,526	1,341,039	621,223	17,307	4,225	653,660	11,787	-	2,717,512
Grants/ other reimbursements											
As at 01 January	2023	-	10,258	829,559	51,423	-	-	653,660	-	-	1,544,900
Additions		-	-	-	-	-	-	-	-	-	-
Transfers		-	-	-	-	-	-	-	-	-	-
As at 31 December	2023	-	10,258	829,559	51,423	-	-	653,660	-	-	1,544,900
Accumulated Depreciation											
As at 01 January	2023	23,800	24,127	428,141	569,800	-	4,225	-	11,787	-	1,061,880
Charge for the year		300	342	29,358	-	-	-	-	-	-	30,000
Released on disposal		-	-	-	-	-	-	-	-	-	-
As at 31 December	2023	24,100	24,469	457,499	569,800	-	4,225	-	11,787	-	1,091,880
Budgeted NBV 31 Dec	2022	945	9,141	83,339	-	17,307	-	-	-	-	110,732
Budgeted NBV 31 Dec	2023	645	8,799	53,981	-	17,307	-	-	-	-	80,732

16 Depreciation of Property, Plant and Equipment

Asset		Furn & Fittings	Office Equipment	Urban Improvements	Construction	Trees	Plant & Machinery	Special Programmes	New Street Signs		Total
% of depreciation		8%	20%	10-100%	10%	0%	20%	10%	100%	0%	
		€	€	€	€	€	€	€	€	€	€
Cost											
As at 01 January	2024	24,745	43,526	1,341,039	621,223	17,307	4,225	653,660	11,787	-	2,717,512
Additions		-	-	-	-	-	-	-	-	-	-
Disposals		-	-	-	-	-	-	-	-	-	-
As at 31 December	2024	24,745	43,526	1,341,039	621,223	17,307	4,225	653,660	11,787	-	2,717,512
Grants/ other reimbursements											
As at 01 January	2024	-	10,258	829,559	51,423	-	-	653,660	-	-	1,544,900
Additions		-	-	-	-	-	-	-	-	-	-
Transfers		-	-	-	-	-	-	-	-	-	-
As at 31 December	2024	-	10,258	829,559	51,423	-	-	653,660	-	-	1,544,900
Accumulated Depreciation											
As at 01 January	2024	24,100	24,469	457,499	569,800	-	4,225	-	11,787	-	1,091,880
Charge for the year		300	342	29,358	-	-	-	-	-	-	30,000
Released on disposal		-	-	-	-	-	-	-	-	-	-
As at 31 December	2024	24,400	24,811	486,857	569,800	-	4,225	-	11,787	-	1,121,880
Budgeted NBV 31 Dec	2023	645	8,799	53,981	-	17,307	-	-	-	-	80,732
Budgeted NBV 31 Dec	2024	345	8,457	24,623	-	17,307	-	-	-	-	50,732

16 Depreciation of Property, Plant and Equipment

Asset		Furn & Fittings	Office Equipment	Urban Improvements	Construction	Trees	Plant & Machinery	Special Programmes	New Street Signs		Total
% of depreciation		8%	20%	10-100%	10%	0%	20%	10%	100%	0%	
		€	€	€	€	€	€	€	€	€	€
Cost											
As at 01 January	2025	24,745	43,526	1,341,039	621,223	17,307	4,225	653,660	11,787	-	2,717,512
Additions		-	-	-	-	-	-	-	-	-	-
Disposals		-	-	-	-	-	-	-	-	-	-
As at 31 December	2025	24,745	43,526	1,341,039	621,223	17,307	4,225	653,660	11,787	-	2,717,512
Grants/ other reimbursements											
As at 01 January	2025	-	10,258	829,559	51,423	-	-	653,660	-	-	1,544,900
Additions		-	-	-	-	-	-	-	-	-	-
Transfers		-	-	-	-	-	-	-	-	-	-
As at 31 December	2025	-	10,258	829,559	51,423	-	-	653,660	-	-	1,544,900
Accumulated Depreciation											
As at 01 January	2025	24,400	24,811	486,857	569,800	-	4,225	-	11,787	-	1,121,880
Charge for the year		300	342	24,623	-	-	-	-	-	-	25,265
Released on disposal		-	-	-	-	-	-	-	-	-	-
As at 31 December	2025	24,700	25,153	511,480	569,800	-	4,225	-	11,787	-	1,147,145
Budgeted NBV 31 Dec	2024	345	8,457	24,623	-	17,307	-	-	-	-	50,732
Budgeted NBV 31 Dec	2025	45	8,115	-	-	17,307	-	-	-	-	25,467

16 Depreciation of Property, Plant and Equipment

Asset		Furn & Fittings	Office Equipment	Urban Improvements	Construction	Trees	Plant & Machinery	Special Programmes	New Street Signs		Total
% of depreciation		8%	20%	10-100%	10%	0%	20%	10%	100%	0%	
		€	€	€	€	€	€	€	€	€	€
Cost											
As at 01 January	2026	24,745	43,526	1,341,039	621,223	17,307	4,225	653,660	11,787	-	2,717,512
Additions		-	-	-	-	-	-	-	-	-	-
Disposals		-	-	-	-	-	-	-	-	-	-
As at 31 December	2026	24,745	43,526	1,341,039	621,223	17,307	4,225	653,660	11,787	-	2,717,512
Grants/ other reimbursements											
As at 01 January	2026	-	10,258	829,559	51,423	-	-	653,660	-	-	1,544,900
Additions		-	-	-	-	-	-	-	-	-	-
Transfers		-	-	-	-	-	-	-	-	-	-
As at 31 December	2026	-	10,258	829,559	51,423	-	-	653,660	-	-	1,544,900
Accumulated Depreciation											
As at 01 January	2026	24,700	25,153	511,480	569,800	-	4,225	-	11,787	-	1,147,145
Charge for the year		45	342	-	-	-	-	-	-	-	387
Released on disposal		-	-	-	-	-	-	-	-	-	-
As at 31 December	2026	24,745	25,495	511,480	569,800	-	4,225	-	11,787	-	1,147,532
Budgeted NBV 31 Dec	2025	45	8,115	-	-	17,307	-	-	-	-	25,467
Budgeted NBV 31 Dec	2026	-	7,773	-	-	17,307	-	-	-	-	25,080